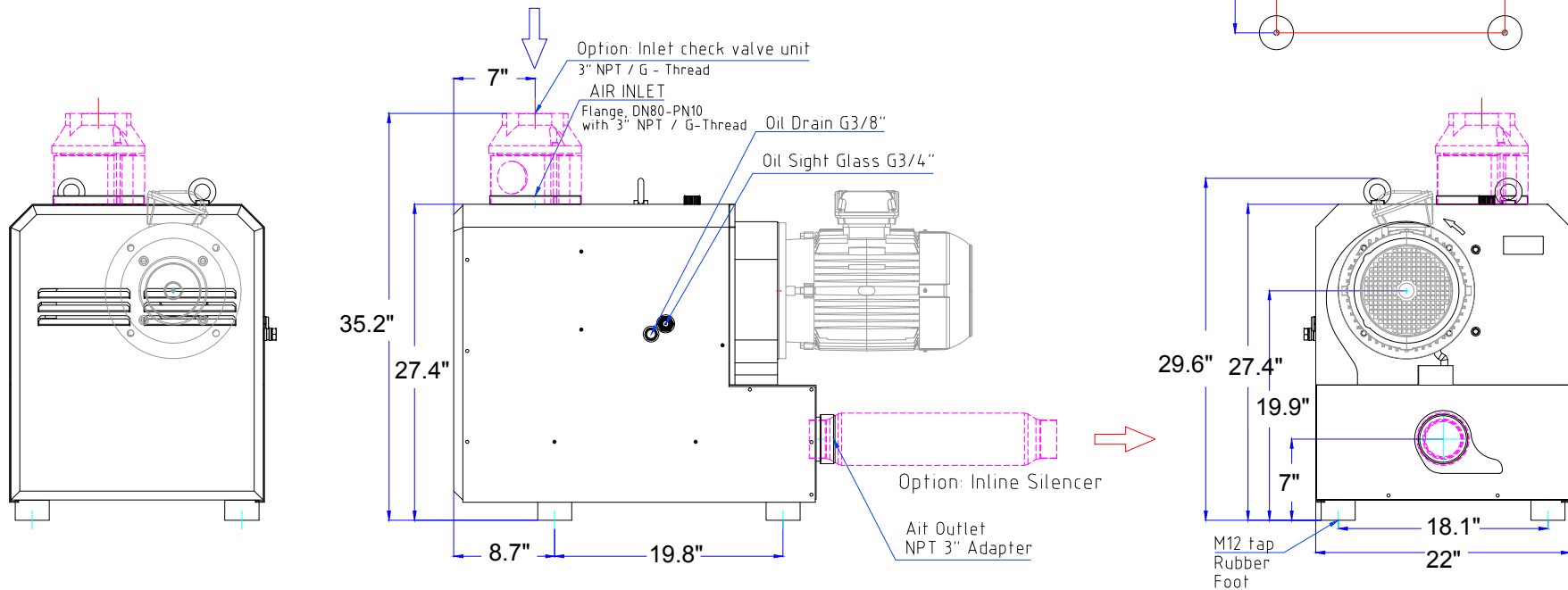
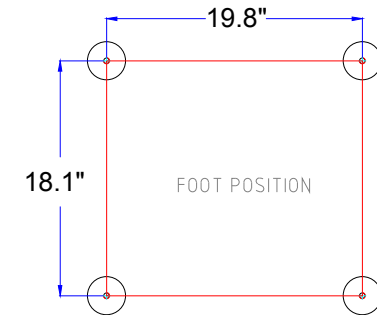
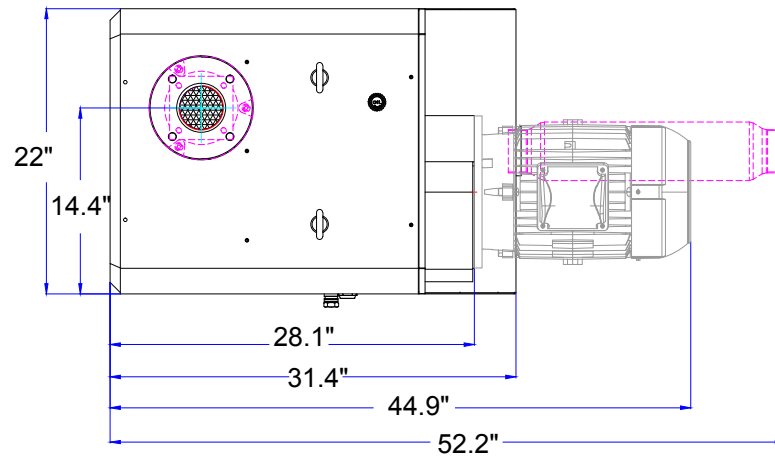


- Option:
1. 3" Inlet check valve unit (NPT/G Thread)
  2. 3" Inline Silencer (NPT / G Thread)
  3. Inline Silencer can be installed horizontally or vertically using elbow to the main silencer (discharge)

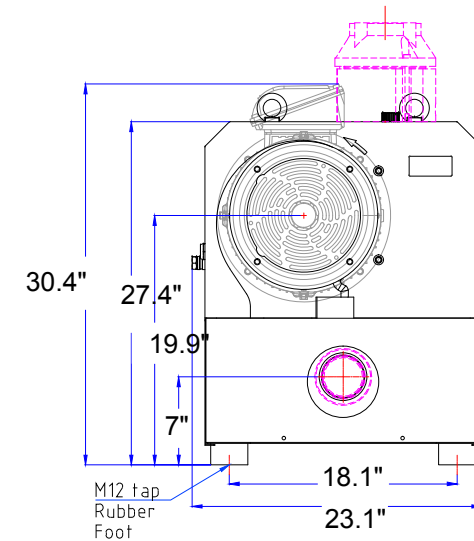
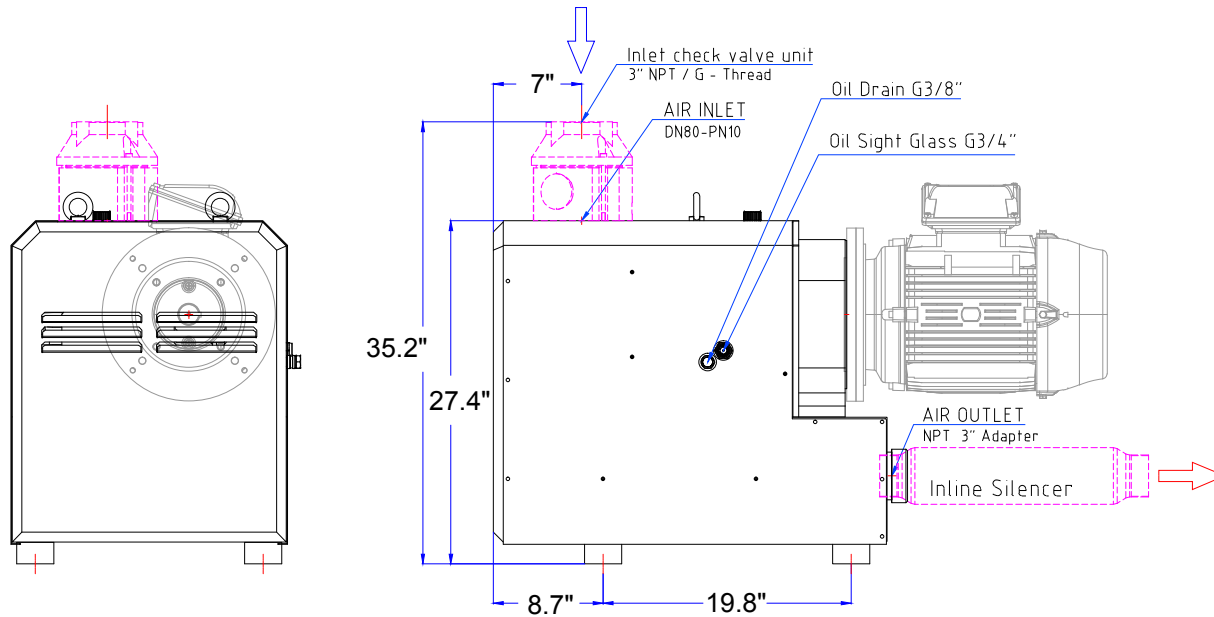
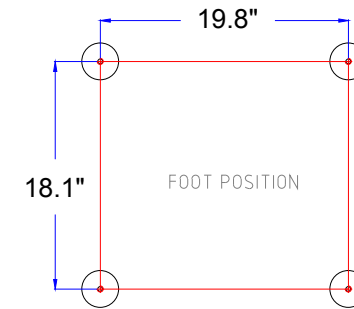
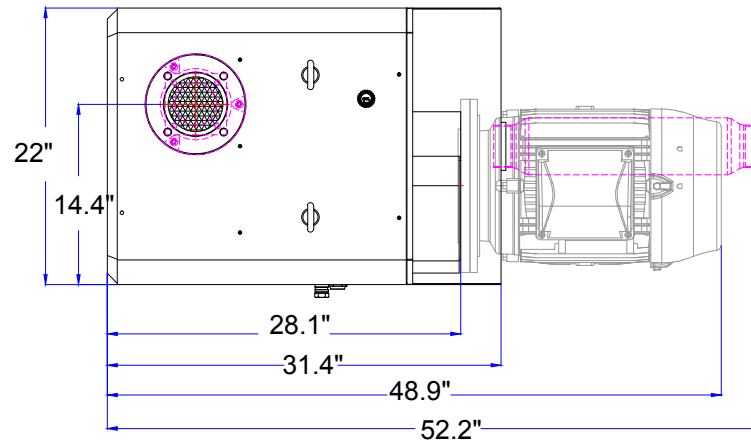


△		APP. BY	DATE	2016. 04. 06	SCALE	1;1	<b>C10B Claw Vacuum Pump with 10 HP Nema 215TC Motor</b> DWG. NO 13-405.1.215-00
△		CHK. BY	<b>C10B Claw with 10 HP Motor: Part #264340</b> <b>C10B Claw without Motor: Part #264340-LM</b> <b>10 HP 3500 RPM Motor: Part #244267</b>				
△		DWN. BY	K.H. Kwak				
NO	REVISIONS	SIGNATURE	TRC. BY				



Option:

1. 3" Inlet check valve unit (NPT/G Thread)
2. 3" Inline Silencer (NPT / G Thread)
3. Inline Silencer can be installed horizontally or vertically using elbow to the main silencer (discharge)



△			APP. BY	DATE	2016. 04. 06	SCALE	1;1	<b>C10 Claw Vacuum Pump with 15 HP 254TC Motor</b> DWG. NO 13-405.1.254-00
△			CHK. BY	<b>C10B Claw with 15 HP Motor: Part #264340</b> <b>C10B Claw without Motor: Part #264340-LM</b> <b>15 HP 3500 RPM Motor: Part #244266</b>				
△			DWN. BY					
NO	REVISIONS	SIGNATURE	TRC. BY					