

S200-T2-H80 Rotary Vane Medical Vacuum System

System is NFPA compliant and has modular construction and interconnecting piping.

PUMP MODULE

Oil sealed rotary vane vacuum pump with NEMA motor. Each pump module is equipped with an inlet filter, check valve, pump isolation valve, and temperature switch.

SYSTEM CONTROLS

The UL listed electrical control panel features a high-definition color touch screen that can be set up externally without the use of toggle switches. The panel displays multiple conditions, including pump running status, elapsed hours, vacuum level, and audio/visual alarms.

Standard features include lag alarm, automatic pump alternation, adjustable minimum run timer, adjustable vacuum settings, adjustable screen brightness, alarm history registry, and data logging. The panel has standard dry contacts and Modbus interface with building management systems. Ethernet and BACnet are available as options. The panel's maintenance menu includes service items and maintenance warnings, and it is programmed for both English and Spanish languages.

VACUUM RECEIVER

Constructed to ASME standards and rated for full vacuum. Equipped with valved bypass, high visibility vacuum gauge, source isolation valve, and a manual drain valve. Mounting pads and flex connectors supplied for field installation.

KEY OPTIONS

Variable Speed Drive Electrical Panel
Configurable for Lab or Industrial Applications
Gas Purge System for Lab use

Configuration	Duplex Tank Mount
System Capacity*	7.7 SCFM @ 19" Hg. 60 Hz. 6.4 SCFM @ 19" Hg. 50 Hz.
Horsepower (Each Pump)	2 HP
Horsepower (Total System)	4 HP
Available Voltage	208/230/460 v. 3 phase 60 Hz. 380 v. 3 phase 50 Hz. Contact Factory for other voltages
Full Load Amps 3 ph.	208 volts: 16.2 230 volts: 14.7 380 volts: 9 460 volts: 7.4
Tank Size	80 gallon horizontal
Bacterial Filter Bank (option)	BOM-MED FB-1



Click here for pump specifications
and industry-leading parts support

*System capacity is stated with one pump in reserve per NFPA. Capacity based on operation at sea level.
For higher altitude, contact factory for adjusted capacity.

SYSTEM MODEL NO.	PART NO.	HP EACH	3/4" PUMPACH (2-1/2" IN EACH)	3/4" PUMPACH (2-1/2" IN EACH)	DESIGN CAPACITY (2-1/2" IN EACH)	RECEIVER SIZE (GALLONS)	PUMP INLET NPT	ESTIMATED SYSTEM WEIGHT (LBS.)
S2000-T2	S200-460-T2-H80	2	7.7 / 21.1	7.7 / 21.1	7.7	80	1-1/4"	200

SPACE ALLOWANCE FOR MAINTENANCE = 3 FT ON ALL SIDES. MORE SPACE IS REQUIRED FOR THE OPENING OF LARGER PANEL DOORS.

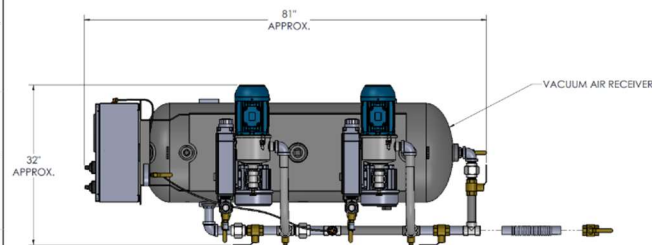
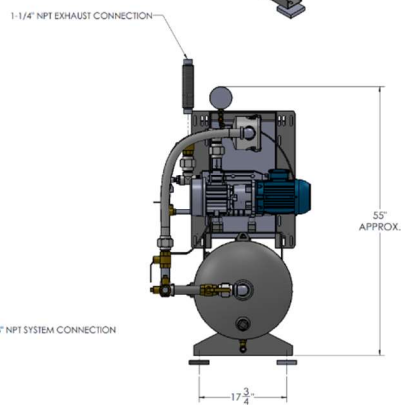
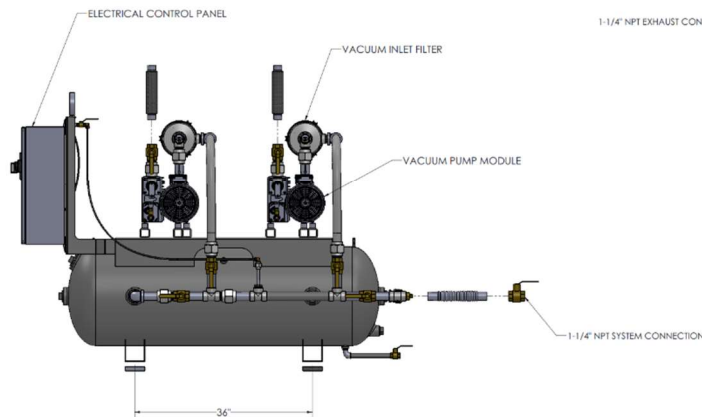
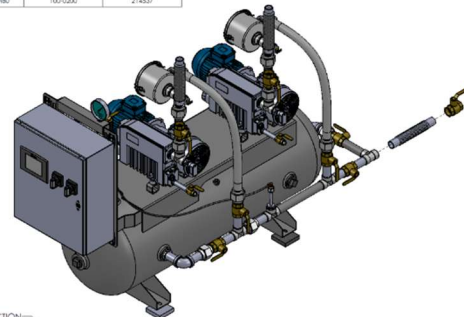


TABLE 1

SYSTEM LISTED ARE 480V. IF ANOTHER VOLTAGE IS REQUIRED, USE THE FOLLOWING PART NUMBERS.

VOLTAGE	SYSTEM P/N	PUMP MODULE P/N	TRIP MODULE P/N
208-480-3	S200-208-T2-H80	100-0200	214537
230-480-3	S200-230-T2-H80	100-0200	214537
380-50-3	S200-380-T2-H80	100-0200	214537



REV	DATE	DESCRIPTION	BY	CHKD
1	02/20/23	REVISION 1	JD	JD
2	02/20/23	REVISION 2	JD	JD
3	02/20/23	REVISION 3	JD	JD
4	02/20/23	REVISION 4	JD	JD
5	02/20/23	REVISION 5	JD	JD
6	02/20/23	REVISION 6	JD	JD
7	02/20/23	REVISION 7	JD	JD
8	02/20/23	REVISION 8	JD	JD

OHIO MEDICAL
A Division of
Stryker Corporation

ROGAS VANE VACUUM PUMP SYSTEM
S200-460-T2-H80-S
2 HP DUPLEX PUMP MOUNTED

1000-460-T2-H80-S-000000

1000-460-T2-H80-S-000000

1000-460-T2-H80-S-000000

