

## SCH200-T2-V80 Claw Medical Vacuum System

System is NFPA compliant and has modular construction and interconnecting piping.

### PUMP MODULE

Oil-less rotary claw air cooled vacuum pump with 1750 RPM NEMA motor. Each pump module is equipped with an inlet filter, check valve, pump isolation valve, internal discharge silencer, and temperature switch.

### SYSTEM CONTROLS

The UL listed electrical control panel features a high-definition color touch screen that can be set up externally without the use of toggle switches. The panel displays multiple conditions, including pump running status, elapsed hours, vacuum level, and audio/visual alarms.

Standard features include lag alarm, automatic pump alternation, adjustable minimum run timer, adjustable vacuum settings, adjustable screen brightness, alarm history registry, and data logging. The panel has standard dry contacts and Modbus interface with building management systems. Ethernet and BACnet are available as options. The panel's maintenance menu includes service items and maintenance warnings, and it is programmed for both English and Spanish languages.

### VACUUM RECEIVER

Constructed to ASME standards and rated for full vacuum. Equipped with valved bypass, high visibility vacuum gauge, source isolation valve, and a manual drain valve. Mounting pads and flex connectors supplied for field installation.

### KEY OPTIONS

Variable Speed Drive Electrical Panel  
O2 Assured Oil for gearbox  
Configurable for Lab or Industrial Applications  
Gas Purge System for Lab use

<b>Configuration</b>	Duplex Tank Mount
<b>System Capacity*</b>	11.7 SCFM @ 19" Hg. 60 Hz. 9.7 SCFM @ 19" Hg. 50 Hz.
<b>Horsepower (Each Pump)</b>	2 HP
<b>Horsepower (Total System)</b>	4 HP
<b>Available Voltage</b>	208/230/460V 3 PH 60 Hz. 380V 3 PH 50 Hz. Contact Factory for other voltages
<b>Full Load Amps 3 ph.</b>	208 Volts: 16.2 230 Volts: 14.7 380 Volts: 9.0 460 Volts: 7.4
<b>Tank Size</b>	80 gallon vertical
<b>Medical Filter Bank (standard)</b>	BOM-MED-MVF15



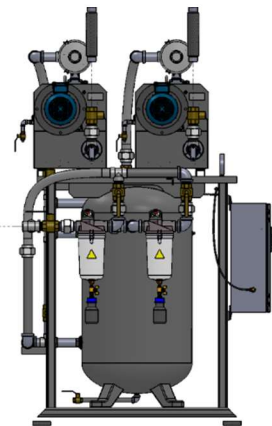
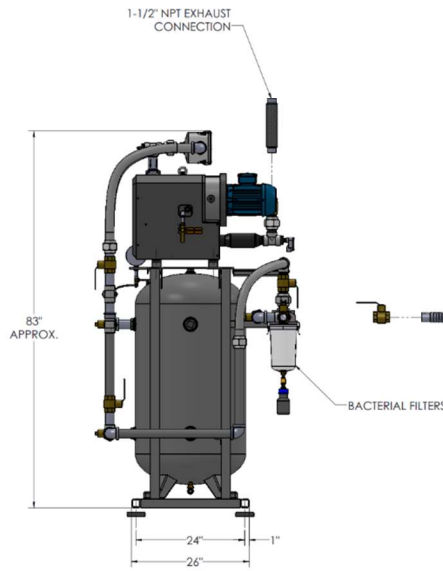
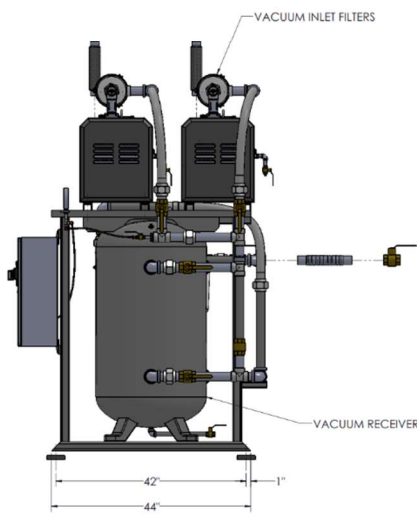
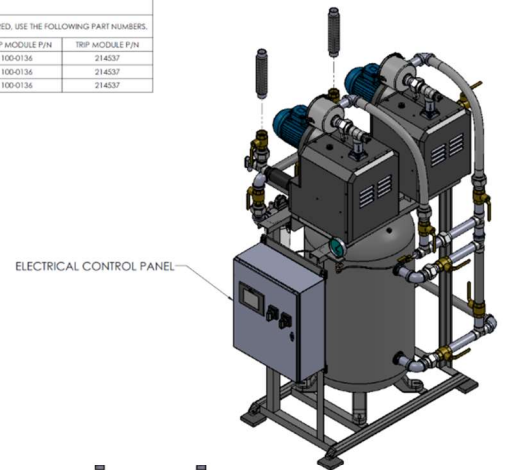
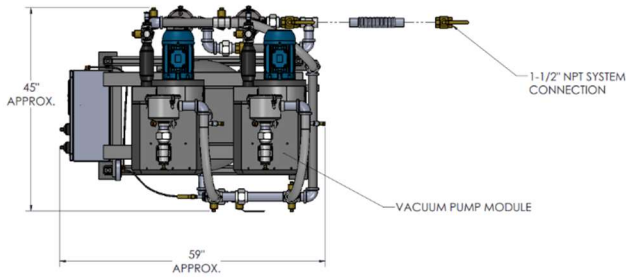
Click here for pump specifications and industry-leading parts support.

\*System capacity is stated with one pump in reserve per NFPA. Capacity based on operation at sea level. For higher altitude, contact factory for adjusted capacity.

SYSTEM MODEL NO.	PART NO.	HP EACH	SCHEMATIC @ 17" Hg EACH	SCHEMATIC @ 25" Hg EACH	DESIGN CAPACITY (BTU/Hr EACH)	RELIEF VALVE (GALLONS)	PUMP INLET NPT	ESTIMATED SYSTEM WEIGHT (LB)	NOISE LEVEL (DBA)
SCH200-12V	SCH200-460-T2-V80	2	11.7 / 32	5 / 30	11.7	80	1-1/2"	1000	67

SPACE ALLOWANCE FOR MAINTENANCE = 3 FT ON ALL SIDES, MORE SPACE IS REQUIRED FOR THE OPENING OF LARGER PANEL DOORS.

TABLE 1			
SYSTEM LISTED ARE 480V. IF ANOTHER VOLTAGE IS REQUIRED, USE THE FOLLOWING PART NUMBERS.			
VOLTAGE	SYSTEM P/N	PUMP MODULE P/N	TRP MODULE P/N
208-480-3	SC200-208-T2-V80	100-0136	214037
230-480-3	SC200-230-T2-V80	100-0136	214037
380-480-3	SC200-380-T2-V80	100-0136	214037



Q1	N/A	INITIAL RELEASE	01/04/2022	F.S.
Q2	N/A	REWORK	01/04/2022	F.S.
Q3	N/A	REWORK	01/04/2022	F.S.
Q4	N/A	REWORK	01/04/2022	F.S.
Q5	N/A	REWORK	01/04/2022	F.S.
Q6	N/A	REWORK	01/04/2022	F.S.
Q7	N/A	REWORK	01/04/2022	F.S.
Q8	N/A	REWORK	01/04/2022	F.S.
Q9	N/A	REWORK	01/04/2022	F.S.
Q10	N/A	REWORK	01/04/2022	F.S.
Q11	N/A	REWORK	01/04/2022	F.S.
Q12	N/A	REWORK	01/04/2022	F.S.
Q13	N/A	REWORK	01/04/2022	F.S.
Q14	N/A	REWORK	01/04/2022	F.S.
Q15	N/A	REWORK	01/04/2022	F.S.
Q16	N/A	REWORK	01/04/2022	F.S.
Q17	N/A	REWORK	01/04/2022	F.S.
Q18	N/A	REWORK	01/04/2022	F.S.
Q19	N/A	REWORK	01/04/2022	F.S.
Q20	N/A	REWORK	01/04/2022	F.S.

